



Member of the International
Support Association for the
Rehabilitation of Children and Youths e.V.



Walkmühlenstraße 1 · D - 27432 Bremervörde · Germany
Phone: +49 (0) 47 61 / 8 86-63 or -66 · Fax: +49 (0) 47 61 / 8 86-19
www.thomashilfen.com

SWIFTY

Technical Manual

Swifty - The rehabilitation buggy

- Models
- Accessories

SWIFTY, ...

... is an innovative, high-quality special needs stroller - with good looks. Developed from parents' recommendations, Swifty will meet the needs of a busy family.

Excellent handling and easy folding make quick trips a breeze. Cushy padding on top of a solid seat and back make long trips a joy.

Having the adjustability to personalize Swifty to each child's needs for therapy and well-being is essential; doing so without looking "medical" is just pure fun!

Swifty – Developed from parents' recommendations.

Contents

page

MODEL

Swifty rehabilitation buggy 3

ACCESSORIES

Tip assist 5

Transit tie down system 5

Basket 5

Foot straps 5

Abduction block 6

Grip rail 6

Tray, transparent 6

2-point pelvic harness with front pull 6

Soft pelvic harness 7

Butterfly/chest harness 7

Butterfly/chest harness, flexible 7

Seat waistcoat 7

Lateral trunk support 8

Lateral trunk support with chest belt 8

Head pillow 8

Sleeping bag, padded (body contour), summer 8

Sleeping bag, woven fur (body contour), winter 8

Rain cape 9

Frame padding 9

Umbrella 9

Rain cover, transparent 10

Sun and rain cover with leg blanket 10

Sun and rain cover without leg blanket 11

Rain shield for sun and rain cover 11



Swiftly stroller standard version

| | |
|---|---|
| Item code | 6806/3 |
| Seat depth | 22 - 28.5 cm / 8.6 - 11.2" |
| Seat width | 34 cm / 13.3" |
| Back height | 62 cm / 24.4" |
| Lower leg length | 16 - 33 cm / 6.3 - 13" |
| Hip angle | 90° to 115° |
| Foot angle | 90° |
| Seat tilt-in-space | + 15° |
| Size of foot rest (w x l) | 31 x 18 cm / 12.2 x 7.1" |
| Overall dimensions (w x h x l) | 61 x 102 x 98 cm / 24 x 40.2 x 38.6" |
| Folded dimensions (w x h x l) | 61 x 38 x 73 cm / 24 x 15 x 28.7" |
| Push bar height | 97 cm / 38.2" |
| Wheel size swivel wheels (front) | 7.5" |
| Wheel size (back) | 10" |
| Carrying capacity | 35 kg / 77.2 lb |
| Weight | 12.4 kg / 27.3 lb |
| Material | upholstery: PES fabrics, 3-mesh-air-comfort-interlaced yarns (AGW) chassis: aluminium tubular frame, powder coated, EVA wheels |

Features

lightweight and foldable chassis with integrated seat unit, h-belt, fire retardant fabrics, breathable upholstery, hip-angle adjustable back rest, continuously adjustable seat depth, height adjustable and tiltable footrest, swivelling front wheels, foot brake, height adjustable push bar



Swiftly stroller with swivel lock front wheels

| | |
|---|---|
| Item code | 6807/3 |
| Seat depth | 22 - 28.5 cm / 8.6 - 11.2" |
| Seat width | 34 cm / 13.3" |
| Back height | 62 cm / 24.4" |
| Lower leg length | 16 - 33 cm / 6.3 - 13" |
| Hip angle | 90° to 115° |
| Foot angle | 90° |
| Seat tilt-in-space | + 15° |
| Size of foot rest (w x l) | 31 x 18 cm / 12.2 x 7.1" |
| Overall dimensions (w x h x l) | 61 x 102 x 98 cm / 24 x 40.2 x 38.6" |
| Folded dimensions (w x h x l) | 61 x 38 x 73 cm / 24 x 15 x 28.7" |
| Push bar height | 97 cm / 38.2" |
| Wheel size swivel wheels (front) | 7.5" |
| Wheel size (back) | 10" |
| Carrying capacity | 35 kg / 77.2 lb |
| Weight | 12.4 kg / 27.3 lb |
| Material | upholstery: PES fabrics, 3-mesh-air-comfort-interlaced yarns (AGW) chassis: aluminium tubular frame, powder coated, EVA wheels |

Features

lightweight and foldable chassis with integrated seat unit, h-belt, fire retardant fabrics, breathable upholstery, hip-angle adjustable back rest, continuously adjustable seat depth, height adjustable and tiltable footrest, swivelling front wheels, foot brake, height adjustable push bar, swivel front wheels incl. swivel lock

MODELS



Swiftly stroller with transit tie-down-kit

| | |
|---|---|
| Item code | 6806/31 |
| Seat depth | 22 - 28.5 cm / 8.6 - 11.2" |
| Seat width | 34 cm / 13.3" |
| Back height | 62 cm / 24.4" |
| Lower leg length | 16 - 33 cm / 6.3 - 13" |
| Hip angle | 90° to 115° |
| Foot angle | 90° |
| Seat tilt-in-space | + 15° |
| Size of foot rest (w x l) | 31 x 18 cm / 12.2 x 7.1" |
| Overall dimensions (w x h x l) | 61 x 102 x 98 cm / 24 x 40.2 x 38.6" |
| Folded dimensions (w x h x l) | 61 x 38 x 73 cm / 24 x 15 x 28.7" |
| Push bar height | 97 cm / 38.2" |
| Wheel size swivel wheels (front) | 7.5" |
| Wheel size (back) | 10" |
| Carrying capacity | 35 kg / 77.2 lb |
| Weight | 12.4 kg / 27.3 lb |
| Material | upholstery: PES fabrics, 3-mesh-air-comfort-interlaced yarns (AGW) chassis: aluminium tubular frame, powder coated, EVA wheels |

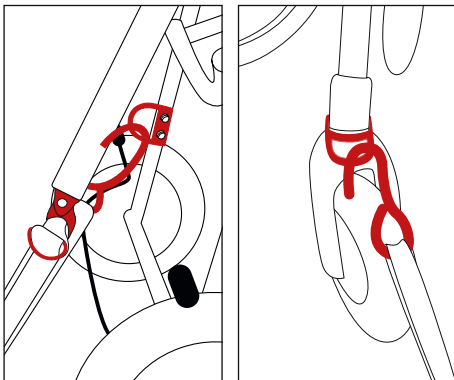
Features

lightweight and foldable chassis with integrated seat unit, h-belt, fire retardant fabrics, breathable upholstery, hip-angle adjustable back rest, continuously adjustable seat depth, height adjustable and tiltable footrest, swivelling front wheels, foot brake, height adjustable push bar, transit tie down system



Tip-assist

| | |
|----------------------|------------------------|
| Item code | 6829/1 |
| Tread (w x l) | 4 x 8 cm 1.6 x 3.1" |



Transit tie down system

| | |
|------------------|---|
| Item code | 6830 |
| Norm | ISO 7176/19 and ANSI/RESNA WC/vol. 1 - Section 19 6/22/99 Draft |
| Hint | restraint system not included in delivery For further information please call: +49 (0) 4761 / 886-68 or -63 |



Basket


| | |
|--------------------------|-------------------------------------|
| Item code | 6813 |
| Size (w x h x l) | 28 x 23 x 35 cm 11 x 9.1 x 13.8" |
| Volume | 13 l |
| Carrying capacity | 3 kg / 6.61 lb |



Foot straps

| | |
|--------------------|---------------|
| Item code | 6648/1 |
| Belt length | 86 cm / 33.9" |

ACCESSORIES



Abduction block

| | |
|-------------------------|-----------------------------------|
| Item code | 6620/5 |
| Size (w x h x l) | 6 x 9 x 10 cm 2.4 x 3.5 x 3.9" |




Grip rail

| | |
|----------------------------------|---|
| Item code | 6833/1 |
| Height to seating surface | 14.5 / 14 / 16.5 cm 4.5 / 5.5 / 6.5" |
| Width (inner dimension) | 34 cm / 13.4" |



Tray, transparent

| | |
|-------------------------------|----------------------------|
| Item code | 6822 |
| Size (w x l) | 56 x 33.2 cm 22 x 13.1" |
| Height to seat surface | 15 - 22 cm 5.9 - 8.7" |
| Inner edge height | 2.5 cm / 1" |
| Angle adjustment | approx. 27° |
| Depth adjustment range | 16 cm / 6.3" |
| Cut-out (w x d) | 41 x 14 cm 16.1 x 5.5" |
| Material thickness | 8 mm / 0.3" |
| Colour try plate | transparent / uncoloured |



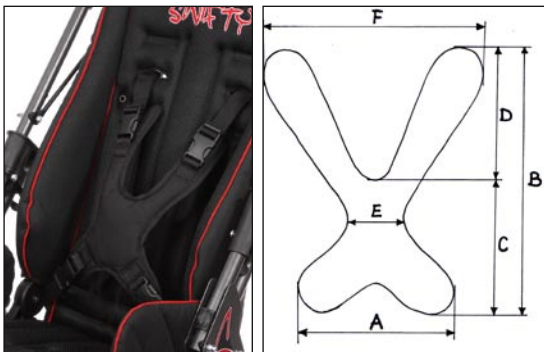
2-point pelvic belt with front pull

| | |
|----------------------------|-----------------------|
| Item code | 8420 |
| Size of pad (w x h) | 15 x 5 cm 5.9 x 2" |
| Belt length | 120 cm / 47.2" |

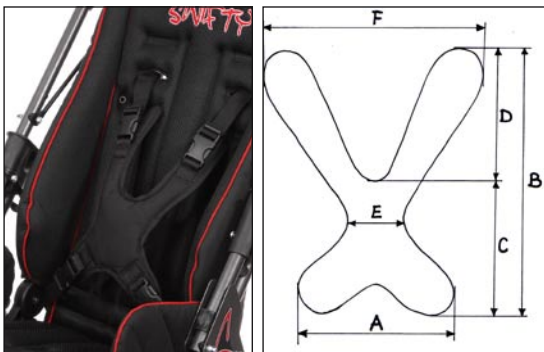


Soft pelvic harness

| | |
|---------------------------------|----------------|
| Item code | 6614/51 |
| Width cover surface rear | 21 cm / 8.3" |



| Butterfly/chest harness | Size S | Size M |
|-------------------------|----------------|-----------------|
| Item code | 6616/51 | 6617/51 |
| A | 18.5 cm / 7.3" | 25 cm / 9.8" |
| B | 31 cm / 12.2" | 33.5 cm / 13.2" |
| C | 15 cm / 5.9" | 18.5 cm / 7.3" |
| D | 16 cm / 6.3" | 17 cm / 6.7" |
| E | 11.5 cm / 4.5" | 10.5 cm / 4.1" |
| F | 17.7 cm / 7" | 21.5 cm / 8.5" |




| Butterfly/chest harness, flexible, neoprene | Size S | Size M |
|---|----------------|----------------|
| Item code | 6385/2 | 6585/2 |
| A | 12 cm / 4.7" | 18 cm / 7.1" |
| B | 21 cm / 8.3" | 31 cm / 12.2" |
| C | 11.5 cm / 4.5" | 13.5 cm / 5.3" |
| D | 9.5 cm / 3.7" | 17.5 cm / 6.9" |
| E | 5 cm / 2" | 10 cm / 3.9" |
| F | 21 cm / 8.3" | 25 cm / 9.8" |



Seat waistcoat

| | Size S | Size M |
|----------------------------|----------------------------|----------------------------|
| Item code | 6631/51 | 6632/51 |
| Size of pad (w x l) | 29 x 29 cm 11.4 x 11.4" | 36 x 37 cm 14.2 x 14.6" |

ACCESSORIES



Lateral trunk support

| | |
|---------------------|--------------------------|
| Item code | 6634/5 |
| Size (h x d) | 13 x 13 cm 5.1 x 5.1" |



Lateral trunk supports, flexible with chest belt

| | |
|---------------------|--------------------------|
| Item code | 6633/1 |
| Size (h x d) | 10 x 22 cm 3.9 x 8.7" |



Head pillow

| | |
|-------------------------|-------------------------------------|
| Item code | 6824 |
| Size (w x h x d) | 26 x 13 x 7 cm 10.2 x 5.1 x 2.8" |



Sleeping bag, padded

| | |
|---------------------------------------|--|
| Item code | 6619/5 |
| Leg blanket (w x l) | 36 x (68 - 80) cm 14.2 x (26.8 - 31.5)" |
| Leg blanket (lower leg length) | 31 cm / 12.2" |

Sleeping bag, woven fur

| | |
|---------------------------------------|--|
| Item code | 6618/5 |
| Leg blanket (w x l) | 36 x (68 - 80) cm 14.2 x (26.8 - 31.5)" |
| Leg blanket (lower leg length) | 31 cm / 12.2" |



Rain cape, grey

| | |
|---|----------------|
| Item code | 6340/4 |
| Length of blanket (without hood) | 125 cm / 49.2" |



Frame padding

| | |
|---------------------------------|--|
| Item code | 6622/5 |
| Outer dimensions (w x h) | (10 - 15) x 45 cm (3.9 - 5.9) x 17.7" |



Umbrella

| | |
|-------------------|---------------|
| Item code | 6594 |
| Diameter Ø | 65 cm / 25.6" |
| Height | 75 cm / 29.5" |

ACCESSORIES



Rain cover, transparent

| | |
|----------------------------|---|
| Item code | 6638/1 |
| Hood (w x h) | 43 x 51 cm 16.9 x 20.1" (inner dimensions) |
| Leg blanket (w x l) | 43 x 100 cm 16.9 x 39.4" |



Sun and rain cover with leg blanket

| | |
|--------------------------------|---|
| Item code | 6637/6 |
| Hood (w x h) | 43 x 51 cm 16.9 x 20.1" (inner dimensions) |
| Hood pocket (w x h x d) | 24 x 28 x 5 cm 9.4 x 11 x 2" |
| Leg blanket (w x l) | 43 x 100 cm 16.9 x 39.4" |



Sun and rain cover without leg blanket

| | |
|--------------------------------|---|
| Item code | 6637/61 |
| Hood (w x h) | 43 x 51 cm 16.9 x 20.1" (inner dimensions) |
| Hood pocket (w x h x d) | 24 x 28 x 5 cm 9.4 x 11 x 2" |



Rain shield for sun and rain cover

| | |
|------------------------|-----------------------------|
| Item code | 6739 |
| Size (w x h) | 60 x 120 cm 23.6 x 47.2" |
| Opening (w x h) | 33 x 34 cm 12.9 x 13.4" |