

**Tendercare**  
 Tendercare Ltd,  
 PO Box 3091  
 Littlehampton, BN16 2WF  
 Tel 01903 726161,  
 Fax 01903 734083  
 Email :  
 info@tendercareltd.com  
 www.tendercareltd.com

Client Name: \_\_\_\_\_

Contact Name: \_\_\_\_\_

Address: \_\_\_\_\_  
 \_\_\_\_\_  
 \_\_\_\_\_

Telephone No: \_\_\_\_\_

Fax No: \_\_\_\_\_

E-mail: \_\_\_\_\_

**SNAPPI SWIRL® COMPLETE PUSHCHAIR**

Please note the Snappi Swirl® complete comprises of a Swirl® chassis and a Snappi® seat.

**Complete Pushchair Comprises:**

Snappi® seat unit with quick release interface, padded upholstery, gas strut operated independent back recline, adjustable hip width and depth, adjustable seat depth, adjustable back height, adjustable knee angle and height adjustable flip up footrest. Swirl® Chassis with swivelling front locking castors, gas strut operated tilt in space without fixed positions, height adjustable soft grip push handle, transit brackets fitted and Shopping Basket (**Max carrying capacity 3kg**).

**Seat Minimiser Model Comprises:** Everything as supplied on the standard Swirl® Pushchair and an additional 2" covered foot pad, 1" seat pad, 2" deeper side wings, 2" back pad - fits behind the back cover, bespoke back cover and bespoke side wing covers. Original back cover, side wings and covers supplied to allow conversion back to standard size 1.

**SNAPPI SWIRL® PUSHCHAIR**

Snappi Swirl® Pushchair with minimiser - Size 1 Complete  SW4000  
 (Maximum carrying weight of seating system, occupant & all accessories 40kg)

Snappi Swirl® Pushchair - Size 1 Complete  SW5000  
 (Maximum carrying weight of seating system, occupant & all accessories 40kg)

**SNAPPI SWIRL® SEAT/CHASSIS FACTORY FITTED UPGRADES**

Dynamic Back **Upgrade** Size 1 & Minimiser  SN7403

Dynamic Footrest **Upgrade**  SN7406

Pneumatic Wheels **Upgrade**  SN6239

Push handle mounted attendant brakes - Hub  SN6259

(Upgrade option) - Standard foot operated brake is **removed** when this option is chosen.

**INDOOR BASE**

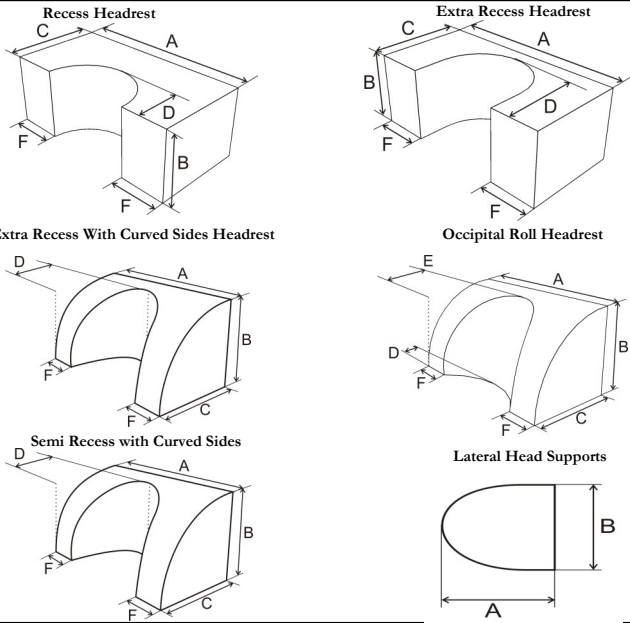
Quick Indoor Base - Size 1 & Minimiser  SN8666  
 Maximum carrying weight including occupant and all accessories 50kg

Pushing Bar  TH6667

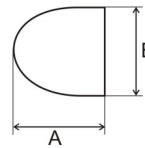
Seat Specification	Size 1 (mm) with Seat Minimiser	Size 1 (mm)
Seat Depth	140-295	195-295
Seat Width	170-290	170-290
Back Height	475-675	500-675
Lower Leg Length (forward facing seat)	120-280	150-280
Lower Leg Length (rearward facing seat)	120-280	150-280
Seat Back Recline	90-135°	90-135°
Weight of Seat Unit	9.8kg	9.4kg
Swirl Chassis Specification		
Tilt in Space (forward facing seat)	0-40°	
Tilt in Space (rearward facing seat)	0-40°	
Buggy Folded (LxWxH)	622 x 583 x 546mm	
Pushchair Size (LxWxH)	985 x 583 x 984mm	
Chassis Weight	13.4kg	
Max. Carrying Weight	50kg	

**HEADREST**


**TRUNK SUPPORTS**



**Lateral Trunk Supports**



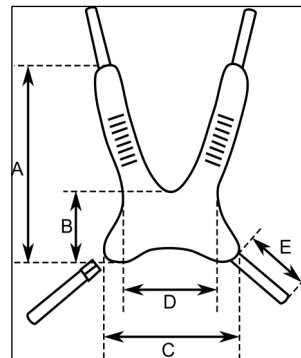
**Lateral Trunk Supports with Chest Belt**



(All Dimensions in mm)	✓	A	B	C	D	E	F
Recess	SN9825 <input type="checkbox"/>	265	130	90	60	-	40
Extra Recess	SN9826 <input type="checkbox"/>	265	130	90	80	-	40
Extra Recess with curved sides	SN9828 <input type="checkbox"/>	265	130	90	80	-	40
Semi Recess with curved sides	SN9829 <input type="checkbox"/>	220	140	130	110	-	40
Occipital Roll	SN9827 <input type="checkbox"/>	265	130	90	60	80	40
Lateral Head Size 1 (Minimiser Only)	SN9824 <input type="checkbox"/>	115	100	-	-	-	-
Lateral Head Size 1	SN9820 <input type="checkbox"/>	115	100	-	-	-	-

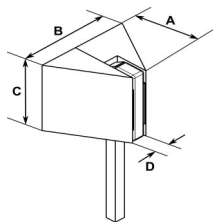
(All Dimensions in mm)	✓	A	B
Lateral Trunk Supports Size 1 (Minimiser Only)	SN9845 <input type="checkbox"/>	115	100
Lateral Trunk Supports Size 1	SN9835 <input type="checkbox"/>	115	100
Lateral Trunk Supports with Chest Belt - Size 1 (Minimiser Only)	SN9843 <input type="checkbox"/>	170	100
Lateral Trunk Supports with Chest Belt - Size 1	SN9833 <input type="checkbox"/>	170	100
6" Webbing Extension (for lateral trunk supports with chest belt)	SN9884 <input type="checkbox"/>	n/a	n/a

**KINETIC BALANCE® NEOPRENE HARNESS (IN MM)**



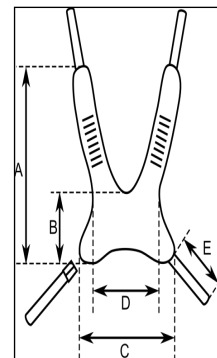
✓	Extra Small KB 5.71012.0 <input type="checkbox"/>	Small KB 5.71012.1 <input type="checkbox"/>
A	220	275
B	100	110
C	150	200
D	110	145
E	500	600

**POMMEL**



(All Dimensions in mm)	✓	A	B	C	D
Pommel	SN9652 <input type="checkbox"/>	70	75	80	30

**PAEDIATRIC SLIM FIT CHEST HARNESS (IN MM)**



✓	KB.CHEST.TDC <input type="checkbox"/>
A	210
B	110
C	115
D	55
E	580

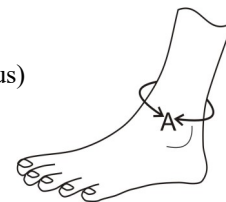
**PELVIC STRAPS**

Centre Pull 2 pt hip belt (metal push button) Extra Small <i>Kinetic Balance</i> ®	<input type="checkbox"/>	KB6.70003.0
Centre Pull 4 pt hip belt (metal push button) Extra Small <i>Bodypoint</i> ®	<input type="checkbox"/>	BES13241

## KINETIC BALANCE ANKLE POSITIONING CUFFS - Hook & Loop Fastening

✓	Size	A (ankle circumference)
KB8.70001.0	Extra Small	180mm >
KB8.70001.1	Small	180mm - 220mm
KB8.70001.2	Medium	220m - 260mm
KB8.70001.3	Large	260mm<

Measure over the rounded protuberance of the ankle (malleolus)



\*If a footpad is needed, ankle cuffs can only be used with footpads with a depth of 1" or less

### ACCESSORIES

1" Sacral Pad ( <b>Fits under cover</b> )- Size 1 and Minimiser <input type="checkbox"/> SN9032	Frame Padding ( <b>Pair</b> ) - Swirl Chassis <input type="checkbox"/> SW6817
½" Sacral Pad ( <b>Fits under cover</b> )- Size 1 and Minimiser <input type="checkbox"/> SN9029	Shopping Basket—Size 1 & Minimiser <input type="checkbox"/> SW7330 Max carrying capacity 3kg
H Belt Harness ( <b>Fits both sizes</b> ) <input type="checkbox"/> TH6629/4	Equipment Carrying Tray <input type="checkbox"/> SW7306
Groin Adaptation Strap ( <b>Fits both sizes</b> ) <input type="checkbox"/> TH6233	Equipment Carrying Tray - with o2 cut out <input type="checkbox"/> SW7307
Seat Wedge Pad - Size 1 <input type="checkbox"/> SN9035	Footmuff <input type="checkbox"/> SN6327
Seat Wedge (Anti Thrust Style) - Size 1 <input type="checkbox"/> SN9037	Sun Canopy - Umbrella Style (Black) <input type="checkbox"/> SN6334
Toe Straps- Pair -( <b>cam buckle fixings</b> ) <input type="checkbox"/> TS6591	Sun Hood Size 1 & Minimiser ( <b>Frame Only</b> ) <input type="checkbox"/> SN6324 (Excludes cover) Fits to seat
Heel Straps - Pair -( <b>cam buckle fixings</b> ) <input type="checkbox"/> TS6592	Sun Hood Size 1 & Minimiser <input type="checkbox"/> SN6320 (Includes standard cover) Fits to seat
Foam Pad for Footboard ( <b>Covered</b> ) 1" - Size 1 <input type="checkbox"/> SN6657	Transparent Rain Shield for Sun/Rain Cover** <input type="checkbox"/> SN6325 Size 1 & Minimiser
Foam Pad for Footboard ( <b>Covered</b> ) 2" - Size 1 <input type="checkbox"/> SN6656	** This part must be ordered together with either the sun hood complete or the sun hood frame only to form a complete rain cover.
Playtray ( <b>Clear</b> ) - Size 1 & Minimiser <input type="checkbox"/> SN6596	
Playtray ( <b>Black</b> ) - Size 1 & Minimiser <input type="checkbox"/> SN6593	

### HARNESSING INFORMATION

We offer a comprehensive range of harness options of which our most popular are shown on this assessment form.

Please contact us if you require alternate harnessing.

### FABRIC AND PIPING COLOUR

Please choose one colour option to coordinate with the black spacer fabric:

- |   |   |
|---|---|
| <input type="checkbox"/> Red Side Wings, Hip Guide Covers & Embroidery        | <input type="checkbox"/> Grey Side Wings, Hip Guide Covers & Embroidery |
| <input type="checkbox"/> Magenta Side Wings, Hip Guide Covers & Embroidery    | <input type="checkbox"/> Blue Side Wings, Hip Guide Covers & Embroidery |
| <input type="checkbox"/> Lime Green Side Wings, Hip Guide Covers & Embroidery | <input type="checkbox"/> Red Piping & Embroidery                        |
| <input type="checkbox"/> Pink Piping & Embroidery                             |   |

**Any Additional Information / Special Requirements e.g. bespoke headrests, laterals, pressure relief foam, covers etc.**

**Client Background Information:**